



5GHz AC867 Wave2

Outdoor Long Range Wireless Customers Premise Equipment

The edge 802.11ac built-in high performance CPE with MU-MIMO technology for delivering Ultra definition content to long-range distance site.

EnGenius Wireless Long Customers Premise Equipment (CPE) solution is designed for deploying under the pervasive outdoor application. To meet today's requirement on varied networking environment, EnGenius would like to provide the solution as flexible, robust and effective as the organization they desire.

The built-in **turbo-engine quad-cores solution** is a powerful main chipset to reinforce the calculating power and handling varied wireless traffic under a pervasive environment. The state-of-the-art 802.11ac and MU-MIMO technology brings revolutionary connecting speed and bandwidth for diversity of multimedia applications. EnStation 11AC series equip with a powerful RF interface which supports up to 867 Mbps in 5GHz frequency band to replace 11N 300Mbps solution. With robust IP55 certified casing, these access points are designed to withstand harsh environment conditions including serve and prolonged exposure to sunlight, extreme cold, frost, snow, rainfall, hail and humidity.



Features

- > Engineered with Quad-Core CPU to boost 11AC Wave2 Performance ultimately
- > 2x2 802.11 ac wave2/a/n Access Point with multi-user MIMO (MU-MIMO)
- > Engine with 802.11ac Wave2 technology to enhance overall bandwidth and speed to bridge devices. (EnStation5-AC Only)
- > Built-in high gain 19dBi directional antenna to deliver content to the long-range distance site.
- > Scalable and Flexible Power over Ethernet (PoE) design to extend the deploying distance over 100 meters (328 feet).
- > Supply 802.3af output to power up an IP camera or the other compliance device. (EnStationAC only)
- > Robust housing with IP55 enclosure rated to resist extremely weather .
- > Deliver High resolution content or multiple IP surveillance over wireless transmission
- > Choose an operating mode to meet your management and deployment requirement. (AP mode/CB mode/WDS modes)

Wireless Management solution is ideal for deployment in these venues:

- | | | |
|------------------------|----------------------|-----------------------|
| > Airport Terminals | > Hospital Buildings | > Resort Properties |
| > Warehouse Operations | > Construction Sites | > Parks & Campgrounds |
| > College Campuses | > Building Sites | > Stadiums & Arena |
| > Corporate Campuses | > Shopping Malls | > Public Lightings |

Enterprise Robust Solution

EnStationAC and EnStation5-AC is easily to install anywhere and its internal electronics have been mounted in an **IP55-rated** enclosure, one of the better waterproof and dustproof rating available, designed to withstand harsh environment conditions including serve and prolonged exposure to sunlight, extreme cold, frost, snow, rainfall, hail and humidity .

Scalable and Flexible deployment for Outdoor Installation

With included mounting accessories, EnStationAC and EnStation5-AC provides reliable kits to fix this device on anywhere for delivering wireless signal under outdoor environment. To save the maintenance cost and labors fee on deploying Access Points, these products had been built in two Gigabit Ethernet ports with power over Ethernet (PoE) functions for receiving power source from the included PoE adapter. With scalable extension over PoE mechanism, Access Points can receive power and signal source easily from **100 meters or 328 feet distance**.

Meanwhile, EnStationAC could also power up 802.3af compliance source to the other device, such as EnGenius 802.3af compatible IP camera or Access Points. The ideal and scalable extension can assist operators to deploy applications easily and save the maintenance cost. .

Provide Consistent Performance

Designed by EnGenius could provide the powerful RF interface to assure the reliability of signal strength and sensitivity in a pervasive environment. These optimist interfaces will provide the evenly coverage to assist users to reduce dead spots in their WLAN and boost received signal quality to deliver the best **867Mbps** air performance to wireless client devices.

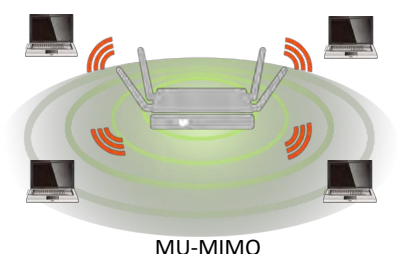
Carry multimedia content over MU-MIMO Transmit Beam-forming technology.

Be a prior AC867 solution, EnStation5-AC are not only built in powerful RF interfaces, but it also features advanced **Multi-Users Multiple input Multiple output (MU-MIMO)** and **Transmit beamforming (TxBF)** technologies.

The significant improvement on 802.11ac wave2 is MU-MIMO technology, which enhances a dramatic break-through in the performance and flexible transmission to wireless client devices. MU-MIMO allows multiple spatial streams to be allocated to different clients simultaneously, increasing totally throughput, reduce latency, capacity of the WLAN system and increase spectral efficiency.

Beamforming is a standard in 802.11ac wave2 which allows Access Points to focus energy of multiple antennas to transmit to a particular client device in that direction of that client. The innovative technology significantly enhances the higher signal -to-noise ratio and greater throughput of that client .

With MU-MIMO and Beamforming technology, EnStation5-AC outdoor long-range Access Point could bring more traffic to wireless bridge devices simultaneous over the longer distance and save time for serving other wireless client devices.



Securable Portals for different purpose

Administrators can also use **Virtual LAN (VLAN)** with **Guest Network** to isolate each client for avoiding an unnecessary touch, leaking sensitive data, and enhancing Internet security and reliability for internal network.

With **VLAN per SSID**, the Integrate VLAN ID with a WLAN service set identifier (SSID) interface will deliver packets to the defined path. The built-in QoS mechanism could allow the specific VLAN SSID to get more bandwidth and deliver video streaming content to the destination first.



Restrain Wireless Traffic under a Pervasive Environment

To effectively manage the usage of each client device at a LAN topology, **Traffic Shaping** controls the bottle of bandwidth to offer the limited bandwidth for an individual **SSID** or **each client** per Access Point. This constraint offers the constant bandwidth to perform specific applications like VOIP and video streaming fluently and smoothly without air congestion on each client devices.

Comprehensive Network Protection

With ENS Access Points, your network is protected from attacks at multiple level through advanced wireless encryption standards such as Wi-Fi Protected Access (WPA and WPA2) which uses a temporal key integrity protocol (TKIP) and authentication database, IEEE 802.1X with Radius server. EnGenius also offers the advanced encryption standard (AES) to encrypt traffic between Access Points and client devices. To isolate the internal client devices and guest devices, client isolation can avoid each client device to see each other under the same WLAN. Once threats or events are detected, built-in **E-mail Alerts** systems will automatically deliver an e-mail notification for administrators to trigger immediate actions on these networks threats.

Technical Specifications Wireless outdoor long-range Access Point

Wireless Radio Specification

Access Point Type:

EnStationAC: Outdoor, IP55, 5GHz 802.11ac 2x2 MIMO is backwards compatible with 802.11 a/n mode
EnStation5-AC: Outdoor, IP55, 5GHz 802.11ac 2x2 MU-MIMO is backwards compatible with 802.11 a/n mode

SU-MIMO:

Two(2) spatial stream SU-MIMO for up to 867 Mbps wireless data rate to a single wireless client device.

MU-MIMO

Two(2) spatial stream MU-MIMO for up to 867 Mbps wireless data rate to transmit to two(2) wireless client devices simultaneously. (EnStation5-AC)

Frequency Radio

5GHz: 5150MHz~5250MHz, 5250MHz~5350MHz, 5470~5725MHz, 5725MHz~5850MHz

Support radios and channels will be varied on the configured regulatory domain.

Supported Radio Technology

802.11ac/a/n: Orthogonal frequency-division multiplexing (OFDM)
802.11n/ac: 2x2 MIMO with 2 streams
802.11ac supports very high throughput (VHT) — VHT 20/40/80 MHz
802.11n supports high throughput (HT) — HT 20/40 MHz
802.11n/ac packet aggregation: AMPDU, ASPDU

Supported Modulation Type

802.11a/n: BPSK, QPSK, 16-QAM, 64-QAM
802.11ac: BPSK, QPSK, 16-QAM, 64-QAM, 256-QAM

Transmit Power (Maximum Value)

EnStationAC: 26dBm
EnStation5-AC: 23dBm

Maximum power is limited by regulatory domain

Tx Beamforming (TxBF)

Increasing signal reliability and transmitting distance. (EnStation5-AC).

Supported data rates (Mbps)

802.11a/g: 6, 9, 12, 18, 24, 36, 48, 54
802.11n: 6.5 to 300 (MCS0 to MCS15)
802.11ac: 6.5 to 867 (MCS0 to MCS9, NSS=1 to 2)

Power

Maximum Power Consumption

EnStationAC: 7.832W without PSE output; 23.4W with PSE output
EnStation5-AC: 7.5W

Power Source

EnStationAC: 802.3af/at Input; Proprietary 48V-54 V PoE (Power: 4, 5; Return: 7, 8)
EnStation5-AC: Proprietary 24V PoE (Power: 4, 5; Return: 7, 8)

Antenna

Antenna Types

Directional high gain 19dBi antenna
Widely frequency supported from 5150MHz to 5925MHz

Interfaces

Networking Interface

Two (2) 10/100/1000 BASE-T RJ-45 Ethernet Ports

PSE Output

Supply 802.3af power source via the 2nd LAN port. (EnStationAC)

LACP

Link Aggregation achieves 2Gbps Throughput (EnStation5-AC)

LED Indicators

Display system and wireless transmission status

Reset Button

Convert Access Point to the Factory default or the Users Default

Mounting

Pole Mounting

Assemble a mounting bracket to fix this Access Point on a pole.

Wall Mounting

Mount this Access Point on a flat wall

Mechanical & Environment

Dimensions (Device only)

190mm (D) x 38mm (H)

Weight

EnStationAC: 460g
EnStation5-AC: TBD

Operating

Temperature: -20°C~60°C (-4°F~140°F)
Humidity: 0% ~ 90% typical

Storage

Temperature: -30°C~80°C (-22°F~176°F)
Humidity: 0% ~ 90% typical

Environment Protection Level

IP55

Surge Protection

Line to Line: 1KV
Line to Ground: 2KV

ESD Protection

Contact: 4KV
Air: 8KV

Compliance Regulatory

FCC

Subpart 15 B
Subpart C 15.247
Subpart E 15.407

CE

EN 301 893
EN 50385
EN 60601-1-1
EN 60601-1-2
EN 55032
EN 55024

RCM

AS/NZS 4268
AS/NZS 2772.2
CISPR 22

R&TTE Directive 1995/5/EC

CB

IEC 60950-1
IEC 60950-22

S-Mark

UL 60950-1

Technical Specifications Wireless outdoor long-range Access Point

Operating Mode

Access Point Mode (AP Mode)

Be an Access Point behaves like a central connection for station or clients that support IEEE 802.11 ac/a/b/g/n network.

Client Bridge Mode (CB Mode)

The Access Point essentially acts as a wireless adapter that connects to an access point to allow a system of wireless access to the network in the client bridge mode.

WDS Modes (WDS AP, WDS BR, WDS Station)

WDS modes uses WDS technology to establish the wireless connection via filling MAC address in both Access Points to enlarge the wireless area.

Exquisite RF Management

ACK timeout (Distance Control)

Set the ACK timeout to assure the proper distance to deliver wireless signal properly

Site Survey

Scan signal level of an environment to provide parameters for performing Auto Transmit power and auto channel.

Auto Transmit Power

Automatically adjust power level

Auto Channel

Automatically assign a clearly channel to perform RF transmission under a pervasive environment.

RSSI Threshold

Kick client devices that the signal (RSSI) is above the set value from the AP for reducing the interference and optimize the connecting quality.

Optimize Performance

Quality of Service

Compliance with IEEE 802.11e standard
Prioritizes voice over data for both tagged and untagged traffic
Transmit video, voice and data at the same SSID

Power Save Mode

Support U-APSD

Pre-Authentication

Compliance with 802.11i & 11x

PMK Caching

Compliance with 802.11i
If wireless client devices has authenticated to an access point, it does not perform a full authentication exchange when client devices roaming between access points.

Multicast to Unicast Conversion

Using the IGMP protocol, an access Point delivers high definition content to a large number of clients simultaneously.

Easy to Management

Multiple SSIDs

BSSID support
Support 8 SSIDs

Guest Network

Isolate each client for avoiding an unnecessary touch, leaking sensitive data, and enhancing Internet security and reliability.

VLAN Tag

Independent VLAN setting can be enable or disable. Any packet that enters the Device without a VLAN tag will have a VLAN tag inserted with a PVID (Ethernet Port VID).

VLAN Pass-through

Broadcast VLAN-tag packets to find the destination and deliver packets over the defined path. The functions allows network topology scalable and flexible.

VLAN Per SSID

Integrate VLAN ID with a SSID interface to forward packets over the defined path. The functions isolate client devices to get more security.

Management VLAN

Feature is enabled with specified VLAN ID, the device will only allow management access with the same specified VLAN ID from remotely location by using protocols such as telnet, SSH, snmp, syslog etc.

Traffic Shaping

Controls the bottle of bandwidth to offer the limited bandwidth for an individual SSID or each client per Access Point.

MAC Address Filtering

Filter up to 32 sets MAC addresses per SSID

E-Mail Alert

Provides a network monitoring tool for administrators to stay informed the configuration change.

Save Configuration as Users Default

Save the customized configuration as default value for different customer demands.

Wi-Fi Scheduler

Perform a regular reboot on access point at assigned schedule
Perform it to enable or disable 2.4GHz or 5GHz interface from a period time.

SNMP & MIB & CLI

v1/v2c/v3 support
MIB I/II, Private MIB
CLI Supported

RADIUS Accounting

Help operators to offload 3G to Wi-Fi seamlessly

Wireless Clients list

Provide the list to display real status of wireless client devices on this Access Point.

Comprehensive Protection

Wireless Encryption Standard

WEP Encryption—64/128/152 bit
WPA/WPA2 Enterprise (WPA-EAP using TKIP or AES)

Hide SSID in beacons

Client Isolation

Block/Isolate the communication between the associated clients under the same WLAN.

HTTPS

A secure communication protocol can be enabled to allow secure management web access over a computer network.

SSH Tunnel

A secure communication protocol can be enabled to allow secure remote shell access or command execution.

RF Performance Specification (EnStation-AC) Wireless outdoor long-range Access Point

Channel	Data Rate	Transmit Power (Aggregated, dBm)	Receive Sensitivity (Aggregated, dBm)
802.11b 2.4 GHz	1 Mbps	-	-
	2 Mbps	-	-
	5.5 Mbps	-	-
	11 Mbps	-	-
802.11g 2.4 GHz	6 Mbps	-	-
	54 Mbps	-	-
802.11a 5 GHz	6 Mbps	26.0	-93.0
	54 Mbps	25.0	-76.0
802.11n HT20 2.4 GHz	MCS 0 / 8	-	-
	MCS 7 / 15	-	-
802.11n HT40 2.4 GHz	MCS 0 / 8	-	-
	MCS 7 / 15	-	-
802.11n HT20 5GHz	MCS 0 / 8	26.0	-92.0
	MCS 7 / 15	25.0	-73.0
802.11n HT40 5GHz	MCS 0 / 8	26.0	-89.0
	MCS 7 / 15	25.0	-72.0
802.11ac VHT20 5GHz	MCS0	26.0	-92.0
	MCS9	23.0	-69.0
802.11ac VHT40 5GHz	MCS0	26.0	-89.0
	MCS9	21.0	-65.0
802.11ac VHT80 5GHz	MCS0	26.0	-86.0
	MCS9	21.0	-62.0

*Maximum RF performance of the hardware provided. Maximum transmit power is limited by local regulatory.

*The supported frequency bands are restricted by local regulatory requirements.

*Transmit power is configured in 1.0dBm increments.

RF Performance Specification (EnStation5-AC) Wireless outdoor long-range Access Point

Channel	Data Rate	Transmit Power (Aggregated, dBm)	Receive Sensitivity (Aggregated, dBm)
802.11b 2.4 GHz	1 Mbps	-	-
	2 Mbps	-	-
	5.5 Mbps	-	-
	11 Mbps	-	-
802.11g 2.4 GHz	6 Mbps	-	-
	54 Mbps	-	-
802.11a 5 GHz	6 Mbps	23.0	-91.0
	54 Mbps	21.0	-76.0
802.11n HT20 2.4 GHz	MCS 0 / 8	-	-
	MCS 7 / 15	-	-
802.11n HT40 2.4 GHz	MCS 0 / 8	-	-
	MCS 7 / 15	-	-
802.11n HT20 5GHz	MCS 0 / 8	23.0	-91.0
	MCS 7 / 15	20.0	-72.0
802.11n HT40 5GHz	MCS 0 / 8	23.0	-87.0
	MCS 7 / 15	20.0	-70.0
802.11ac VHT20 5GHz	MCS0	22.0	-91.0
	MCS9	19.0	-72.0
802.11ac VHT40 5GHz	MCS0	22.0	-87.0
	MCS9	18.0	-64.0
802.11ac VHT80 5GHz	MCS0	22.0	-84.0
	MCS9	18.0	-60.0

*Maximum RF performance of the hardware provided. Maximum transmit power is limited by local regulatory.

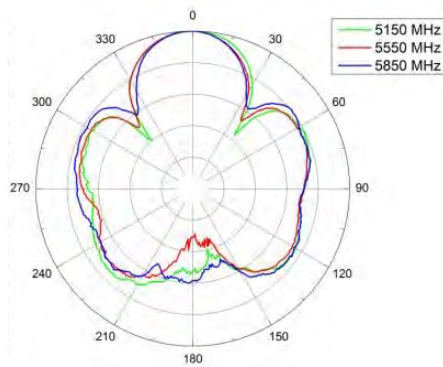
*The supported frequency bands are restricted by local regulatory requirements.

*Transmit power is configured in 1.0dBm increments.

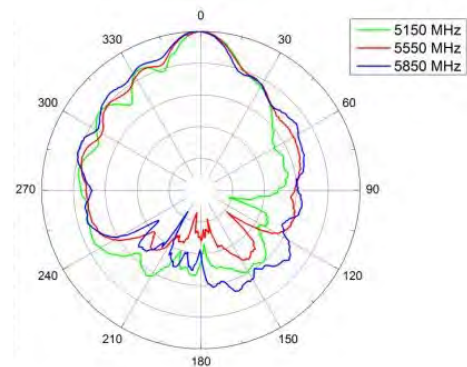
Antennas Patterns Wireless outdoor long-range Access Point

EnStationAC & EnStation5-ac

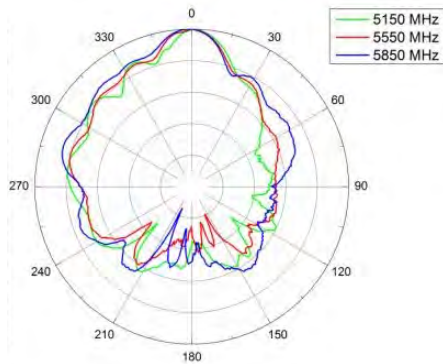
Port1: E-Plane



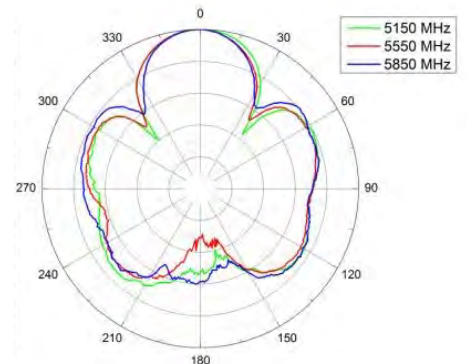
Port1: H-Plane



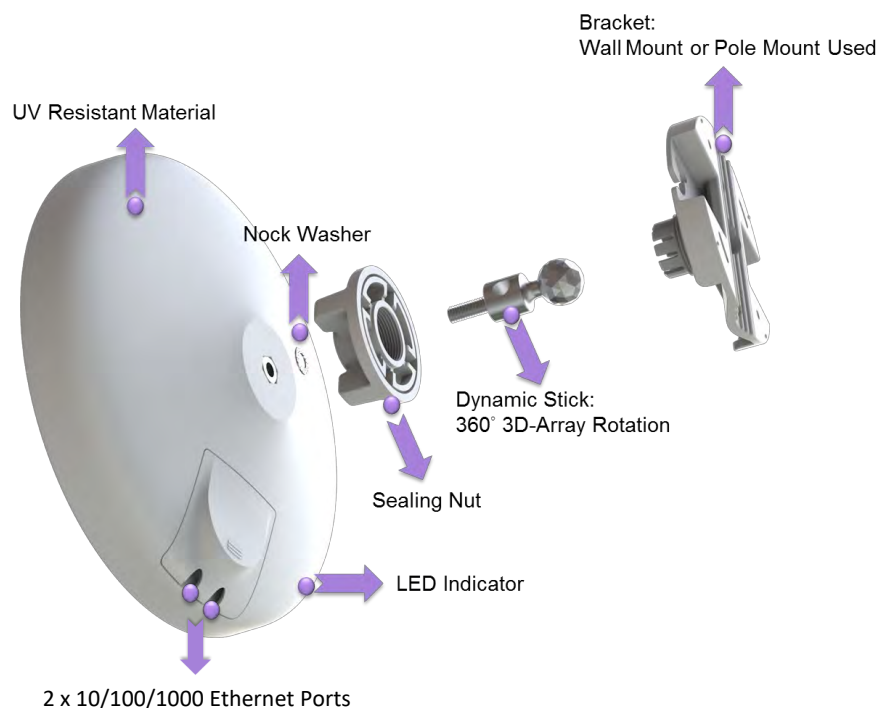
Port2: E-Plane




Port2: H-Plane



Physical Interfaces



	EnStation5-AC	EnStationAC
		
Standards	802.11ac Wave2 and a/n	802.11ac Wave1 and a/n
Frequency	5150MHz~5850MHz*	5150MHz~5850MHz*
Tx Power	23dBm	26dBm
Data Rates	867 Mbps	867 Mbps
Antennas	Directional 19dBi	Directional 19dBi
Physical Interface	1 x Gigabit 24V PoE Input LAN Port 1 x Gigabit Data LAN Port	1 x Gigabit 802.3af/at Input LAN Port 1 x Gigabit 802.3af PSE Output LAN Port
Radio Chains/Streams	2x2: 2	2x2: 2

* The supported channels and maximum Tx power will be varied by the local regulatory.

HQ , Taiwan
www.engeniusnetworks.com

Costa Mesa, California, USA | (+1) 714 432 8668
www.engenlustech.com

Dubai, UAE | (+971) 4 357 5599
www.engenius-me.com

Singapore | (+65) 6227 1088
www.engenlustech.com.sg

Miami, USA | (+1) 305 887 7378
pg.engenlustech.com es.engenlustech.com

Eindhoven, Netherlands | (+31) 40 8200 888
www.engeniusnetworks.eu

EnGenius®

Features and specifications subject to change without notice. Trademarks and registered trademarks are the property of their respective owners. These limits are designed to provide reasonable protection against harmful interference in a residential installation. This equipment generates, uses, and can radiate radio frequency energy and, if not installed and used in accordance with the instructions, may cause harmful interference to radio communications. Operation of this equipment in a residential area is likely to cause harmful interference in which case the user will be required to correct the interference at his/her own expense. Prior to installing any surveillance equipment, it is your responsibility to ensure the installation is in compliance with local, state and federal video and audio surveillance and privacy laws.

Version 1.0— 04/13/16

Australia Distributor
ENDY AUSTRALIA
sales@endy.com.au
1300 725 323